
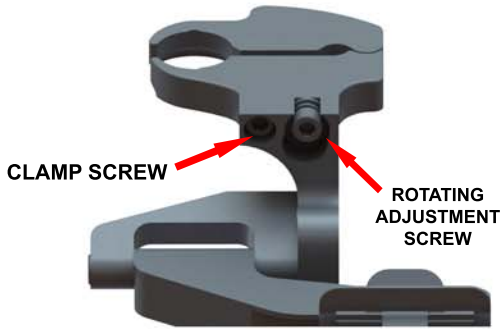




INSTALLATION INSTRUCTIONS FOR BLACKVUE DR750S, DR650S




1 - To install the dashcam into the mount, simply squeeze the two tabs of the spring clip together as shown above. This will increase the diameter of the spring clip and allow you to slide the dashcam into position. Once the dashcam is in position, release the two tabs. The dashcam is now securely attached to the mount.



2 - To install the mount onto the rear view mirror, we recommend sitting in the passenger seat to do so. Loosen the **CLAMP SCREW** so the **TOP SECTION** separates from the **MID SECTION**. This will provide the necessary clearance to slide the mount over the mirror stem. Position the mount as far forward as you can. As you tighten the **CLAMP SCREW**, make sure the **TOP SECTION** and the **MID SECTION** touch at the **PIVOT POINT**. **If they do not touch at the PIVOT POINT, this mount is not compatible with your mirror type.** Tighten the clamp screw until the mount is securely attached to the mirror stem.



BLENDMOUNT ADJUSTMENTS



SPRING CLIP HORIZONTAL ADJUSTMENT SCREW



3 - Using the upper and lower pivot screws, adjust the mount to achieve your desired location of the dashcam. We recommend adjusting it as high as you can. You can also use the spring clip horizontal adjustment screw to help center the dashcam with the mirror as shown above.

FOR MORE INFO VISIT www.blendmount.com/videos

CAUTION

DO NOT use this mount if it interferes with the adjustability or the operation of your rear view mirror in any way.

DO NOT use this mount if the dashcam creates an unsafe viewing obstruction.

DO NOT ATTEMPT TO MODIFY THIS PRODUCT. Consult the manufacturer for assistance.

All BlendMount products are accompanied with detailed installation instructions and adjustment tips. You are encouraged to contact customerservice@blendmount.com or call J28 Design at 1-888-497-8388 for further assistance.

Check the BlendMount Forum for installation tips and some vehicle specific installs.

www.blendmount.com

Your feedback is very important to us. Please email any questions or comments you have to customerservice@blendmount.com



**Innovative Design And
Precision Manufacturing**

BlendMount - US PATENT # D625,580 S, D656,811 S, D653,980 S, D690,245 S, D690,246 S, D690,247 S and other patents pending